

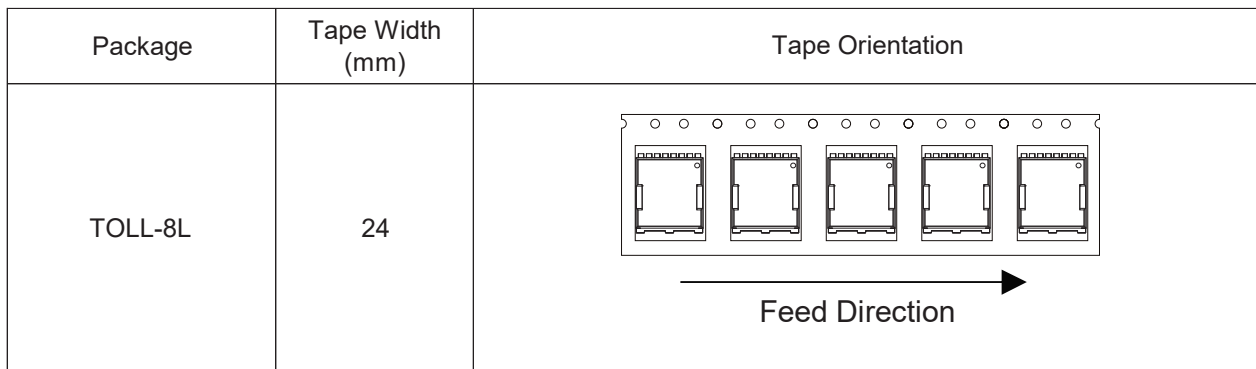
### Packing Quantity

Package	Tape Width (mm)	Reel Size (inch)	Reel Quantity	BOX Quantity	Carton Quantity
TOLL-8L	24	13	2000	4000	20K

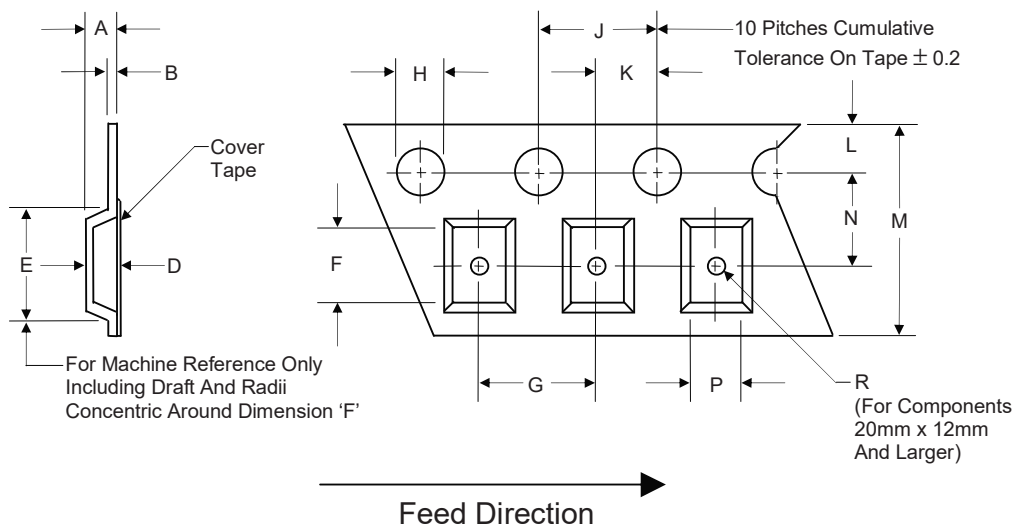
Note 1: These are minimum package quantities only. Minimum orders will differ. Contact the factory for more information on minimum order quantities.

Note 2: MCC Tape&reel products meets EIA-481 REV D specification.

### Device Tape Orientation



### Embossed Carrier Tape Specifications

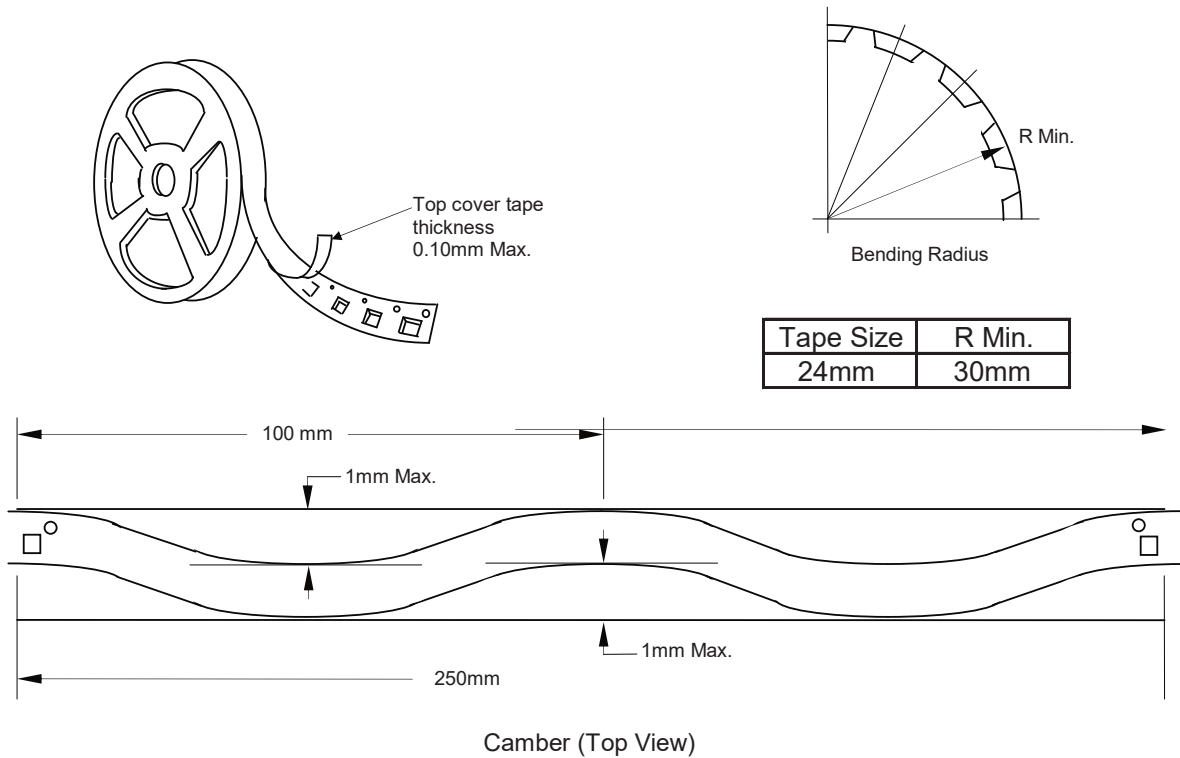


Tape Width	H	L	J	B	D	F	P
24mm	1.5	1.75	4.0	0.6	See Note 3		
(Tolerance)	+0.1/-0	±0.1	±0.1	Max			

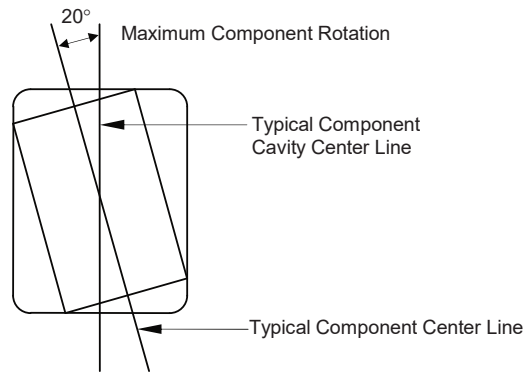
Tape Width	E	R	N	A	K	M	G
24mm	20.1	1.5	11.5	11.9	2.0	24.0	12.0
(Tolerance)	Max	Min	± 0.10	Max	± 0.10	±0.3	±0.1

Note 3: D,E,F are determined by constant size. The clearance between the part and the tape cavity must be within 0.05mm min. to 1.20mm max. for 24mm tape.

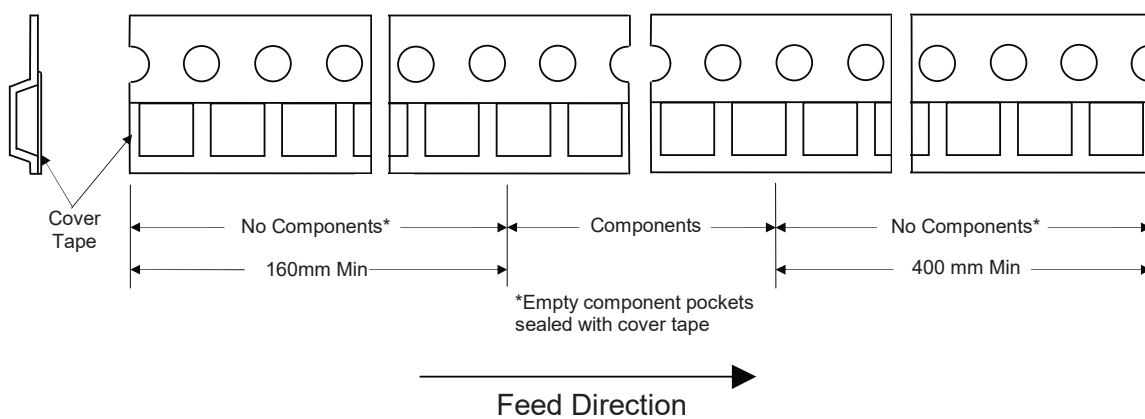
## Embossed Carrier Tape Specifications



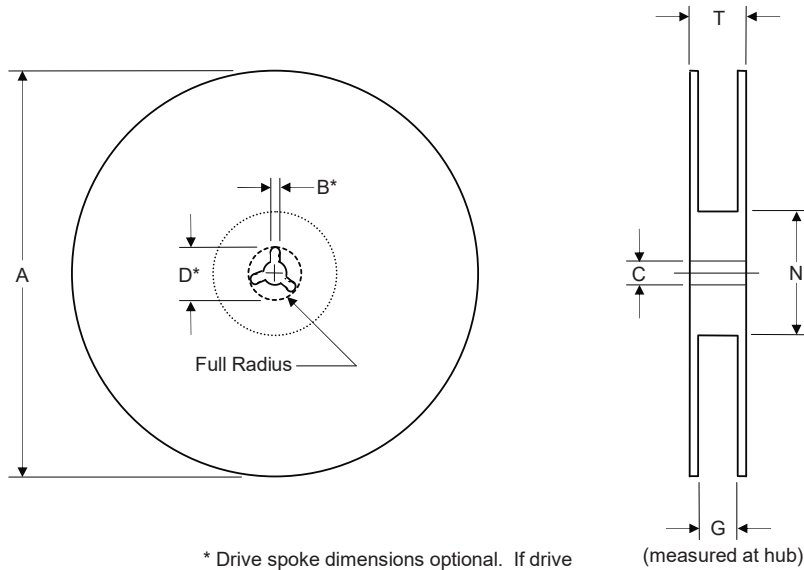
Allowable camber to be 1mm/100mm non-accumulative over 250mm



## Start and Finish Specification



## Surface Mount Reel Specifications




\* Drive spoke dimensions optional. If drive spoke is used then asterisked dimensions apply.

Tape Width	A	B	C	D	N	G	T
24mm	360	1.5	13.0	20.2	55	24.4	30.4
(Tolerance)	Max	Min	±0.2	Min	Min	+2.0	Max

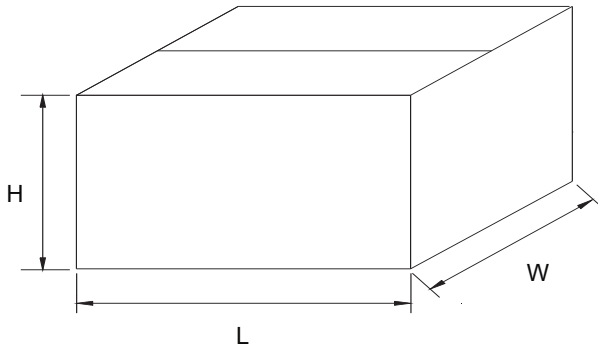
## Reel Dimensions

### Inbox Size



Description	Dimension	Specification(mm typical)
Length	L	345
Width	W	345
Height	H	70

### Carton Size



Description	Dimension	Specification(mm typical)
Length	L	360
Width	W	360
Height	H	380